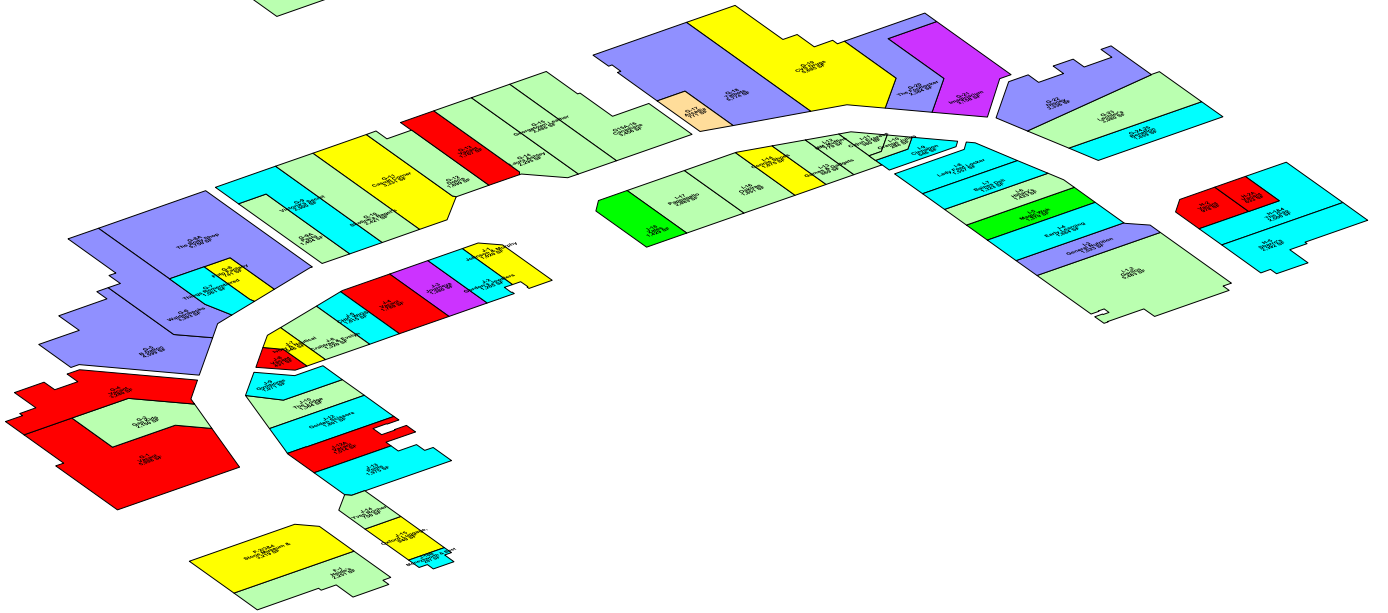


Ocean County Mall - Lease Expiration

2











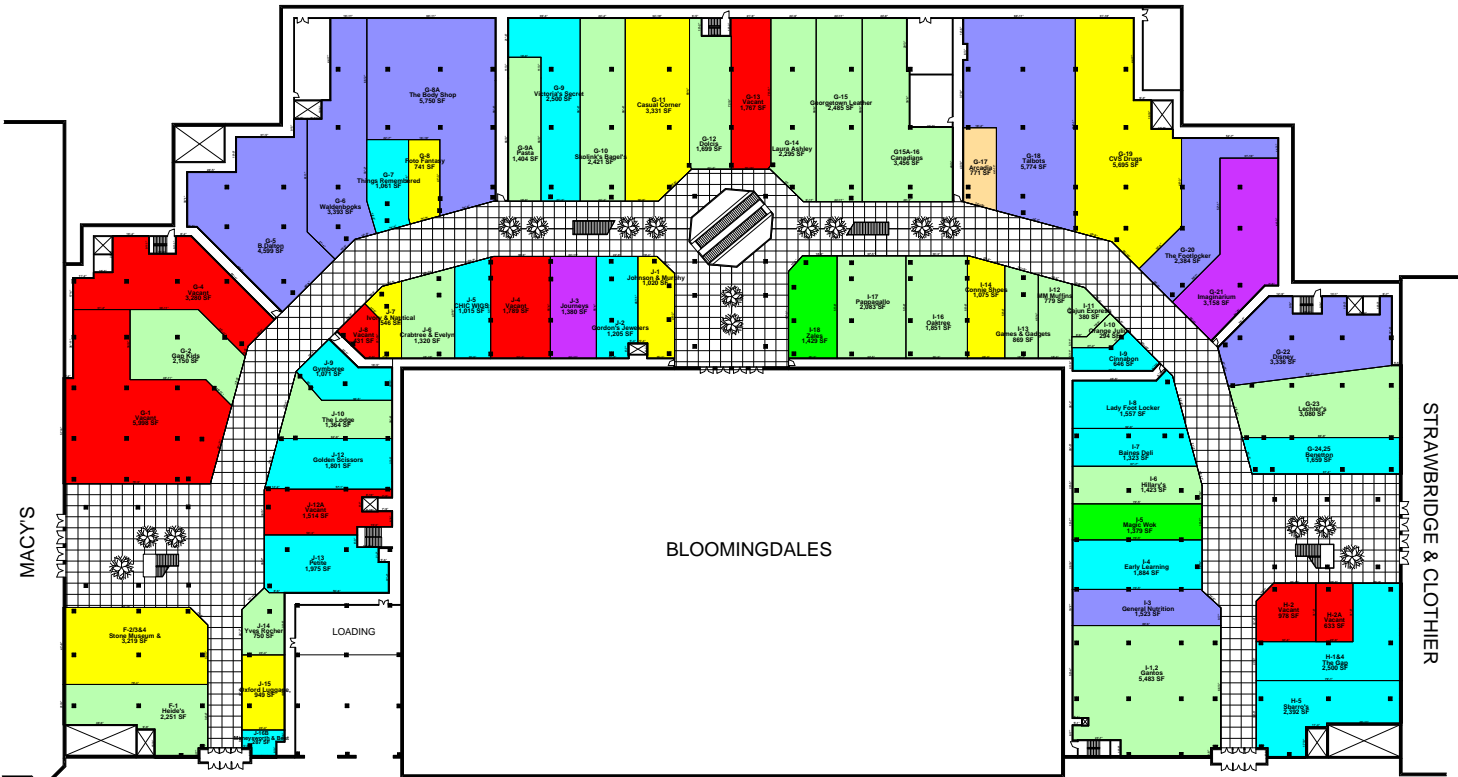
1



	Vacant 23,003 SF 9.02%
	Month To Month 1,926 SF 0.76%
	2009 21,508 SF 8.44%
	2010 82,144 SF 32.22%
	2011 12,519 SF 4.91%
	2012-2014 45,916 SF 18.01%
	2015-2017 63,423 SF 24.87%
	Post 2017 4,538 SF 1.78%

Ocean County Mall - Lease Expiration

	Vacant 16,390 SF 12.75%
	Month To Month 771 SF 0.6%
	2009 16,577 SF 12.89%
	2010 37,838 SF 29.43%
	2011 2,808 SF 2.18%
	2012-2014 22,875 SF 17.79%
	2015-2017 26,758 SF 20.81%
	Post 2017 4,538 SF 3.53%



Ocean County Mall - Dover, NJ

PlanData Property Management Co.
11 Stewart Avenue, Huntington NY 11743



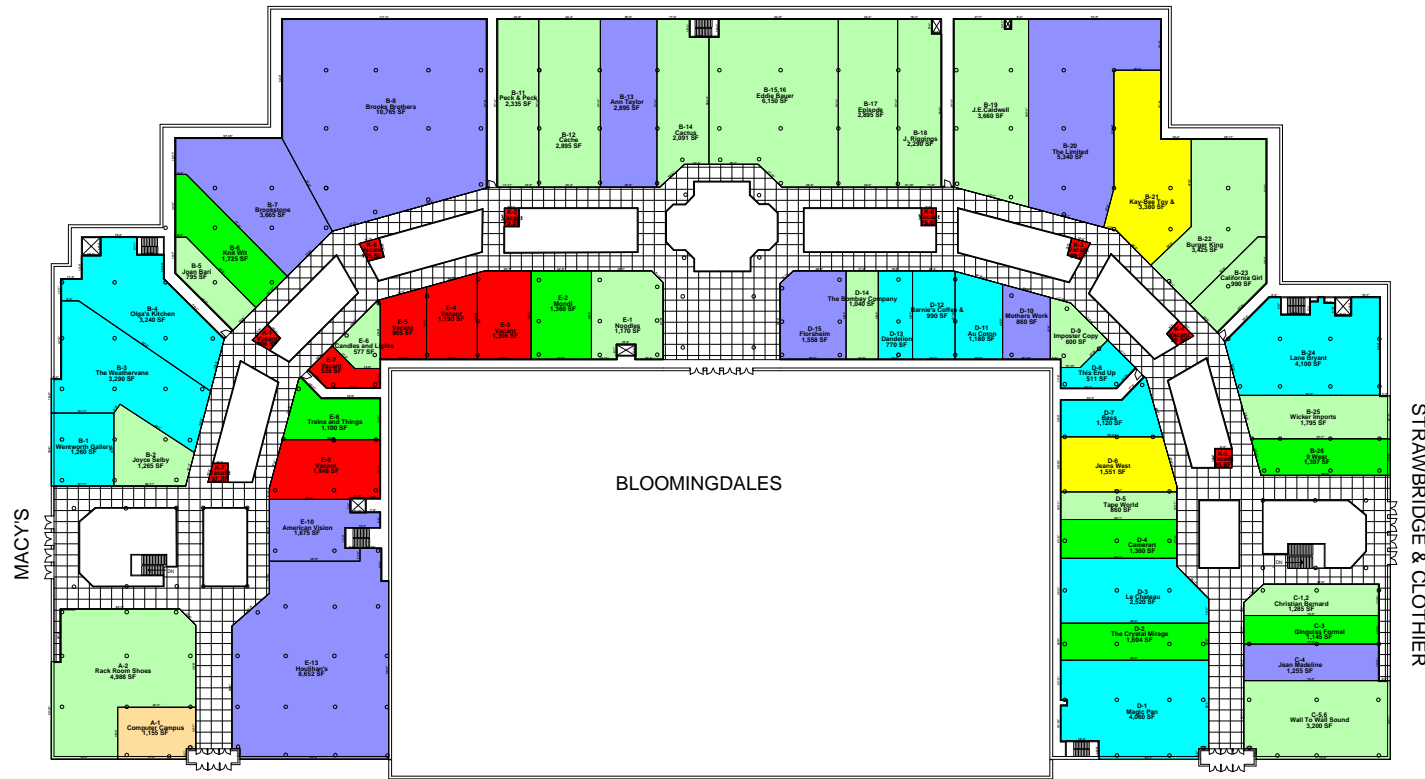
Floor 1

Prepared by PlanData Systems Corp.
1-800-757-BLDG



Ocean County Mall - Lease Expiration

- Vacant**
6,613 SF 5.23%
- Month To Month**
1,155 SF 0.91%
- 2009**
4,931 SF 3.9%
- 2010**
44,306 SF 35.05%
- 2011**
9,711 SF 7.68%
- 2012-2014**
23,041 SF 18.23%
- 2015-2017**
36,665 SF 29%



Ocean County Mall - Dover, NJ

PlanData Property Management Co.
11 Stewart Avenue, Huntington NY 11743



Floor 2

Prepared by PlanData Systems Corp.
1-800-757-BLDG



Lease Expiration Report

Ocean County Mall

PlanData

Comments: Comments

<u>Store</u>	<u>Tenant</u>	<u>Lease Expiration</u>	<u>GLA</u>	<u>Current Sales /SF</u>	<u>Total Rent /SF</u>	<u>Occupancy Cost %</u>	<u>Merchandising Category</u>
<i>Vacant</i>							
H-2A	Vacant		633				Vacant
G-4	Vacant		3,280				Vacant
H-2	Vacant		978				Vacant
G-13	Vacant		1,767				Vacant
J-12A	Vacant		1,514				Vacant
G-1	Vacant		5,998				Vacant
J-4	Vacant		1,789				Vacant
J-8	Vacant		431				Vacant
K-8	Vacant		105				Vacant
E-9	Vacant		1,848				Vacant
E-3	Vacant		1,396				Vacant
E-4	Vacant		1,190				Vacant
E-5	Vacant		905				Vacant
E-7	Vacant		529				Vacant
K-7	Vacant		97				Vacant
K-1	Vacant		106				Vacant
K-5	Vacant		95				Vacant
K-4	Vacant		98				Vacant

Lease Expiration Report

Ocean County Mall

PlanData

Comments: Comments

Store	Tenant	Lease Expiration	GLA	Current Sales /SF	Total Rent /SF	Occupancy Cost %	Merchandising Category
K-3	Vacant		90				Vacant
K-6	Vacant		75				Vacant
K-2	Vacant		79				Vacant
			<u>23,003</u>				

Month To Month

G-17	Arcadia	12/12/1912	771	220	27	12.42%	Gifts/Novelty/Book
A-1	Computer Campus	12/12/1912	1,155	410	32	7.90%	Specialty Shop
			<u>1,926</u>	<u>334</u>	<u>30</u>	<u>9.09%</u>	

2009

G-8	Foto Fantasy	08/01/2009	741	93	26	27.82%	Specialty Shop
B-21	Kay-Bee Toy & Hobbie	08/31/2009	3,380	380	27	7.19%	Gifts/Novelty/Book
F-2/3&4	Stone Museum & Gift Shop	09/30/2009	3,219	228	15	11.08%	Gifts/Novelty/Book
J-7	Ivory & Nautical	11/30/2009	546	320	17	8.54%	Gifts/Novelty/Book
G-11	Casual Corner	12/31/2009	3,331	420	29	6.99%	Womens Clothes
I-14	Connie Shoes	12/31/2009	1,075	265	26	9.93%	Shoes
G-19	CVS Drugs	12/31/2009	5,695	275	26	7.17%	Specialty Shop
D-6	Jeans West	12/31/2009	1,551	355	29	8.27%	Womens Clothes
J-1	Johnson & Murphy	12/31/2009	1,020	465	55	11.75%	Mens Clothes
J-15	Oxford Luggage, Ltd.	12/31/2009	949	256	27	8.28%	Accessories
			<u>21,508</u>	<u>343</u>	<u>28</u>	<u>8.28%</u>	

Lease Expiration Report

Ocean County Mall

PlanData

Comments: Comments

Store	Tenant	Lease Expiration	GLA	Current Sales /SF	Total Rent /SF	Occupancy Cost %	Merchandising Category
2010							
G15A-16	Canadians	01/01/2010	3,456	370	28	7.66%	Womens Clothes
F-1	Heide's	01/30/2010	2,251	189	26	7.21%	Specialty Shop
I-11	Cajun Express	01/31/2010	380	340	16	7.74%	Food Services
B-17	Episode	01/31/2010	2,895	150	22	14.84%	Womens Clothes
A-2	Rack Room Shoes	01/31/2010	4,988	196	14	7.01%	Shoes
G-10	Skolink's Bagel's	02/15/2010	2,421	310	18	9.14%	Food Services
B-12	Cache	02/28/2010	2,895	310	25	8.16%	Womens Clothes
I-10	Orange Julius	02/28/2010	294	320	12	10.04%	Food Services
D-5	Tape World	02/28/2010	860	420	29	6.99%	Specialty Shop
E-6	Candles and Lights	03/01/2010	577				Specialty Shop
I-1,2	Gantos	03/03/2010	5,483	187	27	14.61%	Womens Clothes
I-6	Hillary's	03/29/2010	1,423	400	30	8.21%	Womens Clothes
J-6	Crabtree & Evelyn	03/30/2010	1,320	340	27	8.04%	Gifts/Novelty/Book
B-22	Burger King	03/31/2010	3,425	370	18	7.66%	Food Services
B-14	Cactus	03/31/2010	2,091	390	27	7.01%	Womens Clothes
B-23	California Girl	03/31/2010	990	370	27	7.38%	Womens Clothes
C-1,2	Christian Bernard	03/31/2010	1,285	460	56	12.10%	Womens Clothes
I-13	Games & Gadgets	03/31/2010	869	290	27	9.42%	Gifts/Novelty/Book

Lease Expiration Report

Ocean County Mall

PlanData

Comments: Comments

Store	Tenant	Lease Expiration	GLA	Current Sales /SF	Total Rent /SF	Occupancy Cost %	Merchandising Category
G-2	Gap Kids	03/31/2010	2,150	340	28	8.33%	Childrens
G-15	Georgetown Leather	03/31/2010	2,485	365	28	7.76%	Accessories
B-5	Joan Bari	03/31/2010	795	390	25	6.49%	Womens Clothes
I-12	MM Muffins	03/31/2010	779	245	16	10.74%	Food Services
J-10	The Lodge	03/31/2010	1,364	370	27	7.38%	Unisex
B-19	J.E.Caldwell	04/30/2010	3,660	310	27	8.81%	Mens Clothes
G-14	Laura Ashley	04/30/2010	2,295	445	38	8.54%	Home Furnishings
D-14	The Bombay Company	04/30/2010	1,040	320	28	8.86%	Home Furnishings
D-9	Imposter Copy Jewels	05/28/2010	600	290	29	10.12%	Jewelry
G-9A	Pasta	06/30/2010	1,404	291	13	8.04%	Food Services
J-14	Yves Rocher	06/30/2010	750	227	27	6.43%	Accessories
E-1	Noodles	07/31/2010	1,170	430	58	13.41%	Shoes
G-12	Dolcis	08/31/2010	1,699	320	25	7.91%	Womens Clothes
C-5,6	Wall To Wall Sound	08/31/2010	3,200	380	88	23.18%	Specialty Shop
B-25	Wicker Imports	08/31/2010	1,795	340	27	8.04%	Home Furnishings
I-16	Oaktree	10/30/2010	1,851	340	26	7.74%	Mens Clothes
B-11	Peck & Peck	10/30/2010	2,335	340	15	7.44%	Accessories
B-18	J. Riggings	10/31/2010	2,290	240	25	10.54%	Mens Clothes
B-15,16	Eddie Bauer	11/30/2010	6,150	360	27	7.59%	Mens Clothes
B-2	Joyce Selby	11/30/2010	1,265	399	56	12.97%	Womens Clothes

Lease Expiration Report

Ocean County Mall

PlanData

Comments: Comments

Store	Tenant	Lease Expiration	GLA	Current Sales /SF	Total Rent /SF	Occupancy Cost %	Merchandising Category
G-23	Lechter's Housewares	12/01/2010	3,080	420	30	7.23%	Home Furnishings
I-17	Pappagallo	12/31/2010	2,083	385	25	6.57%	Shoes
			<u>82,144</u>	<u>326</u>	<u>30</u>	<u>9.23%</u>	

2011

I-18	Zales	01/31/2011	1,429	410	56	13.58%	Jewelry
D-4	Camerart	02/28/2011	1,380	420	29	6.99%	Gifts/Novelty/Book
C-3	Ginguiss Formal Wear	02/28/2011	1,145	420	32	7.71%	Mens Clothes
D-2	The Crystal Mirage	03/31/2011	1,604	330	16	7.97%	Gifts/Novelty/Book
E-8	Trains and Things	04/01/2011	1,100				Gifts/Novelty/Book
I-5	Magic Wok	05/31/2011	1,379	365	28	7.76%	Food Services
B-6	Knit Wit	09/30/2011	1,725	345	25	7.33%	Gifts/Novelty/Book
B-26	9 West	10/31/2011	1,397	460	53	11.44%	Shoes
E-2	Mondi	11/30/2011	1,360	375	17	7.29%	Accessories
			<u>12,519</u>	<u>354</u>	<u>31</u>	<u>8.87%</u>	

2012-2014

D-8	This End Up Furniture	01/30/2012	511	290	29	10.12%	Home Furnishings
D-12	Barnie's Coffee & Tea Co.	01/31/2012	990	280	16	9.40%	Food Services
I-4	Early Learning Center	02/28/2012	1,884	410	28	6.91%	Specialty Shop
H-1&4	The Gap	02/28/2012	2,500	430	29	6.83%	Unisex

Lease Expiration Report

Ocean County Mall

PlanData

Comments: Comments

Store	Tenant	Lease Expiration	GLA	Current Sales /SF	Total Rent /SF	Occupancy Cost %	Merchandising Category
D-3	Le Chateau	03/31/2012	2,520	410	31	7.65%	Gifts/Novelty/Book
B-4	Olga's Kitchen	03/31/2012	3,240	380	15	6.66%	Food Services
G-9	Victoria's Secret	03/31/2012	2,500	290	50	17.24%	Womens Clothes
D-13	Dandelion	04/30/2012	770	330	27	8.28%	Accessories
J-5	CHIC WIGS	05/31/2012	1,015	80	31	38.71%	Accessories
D-11	Au Coton	06/30/2012	1,180	365	28	7.76%	Gifts/Novelty/Book
B-24	Lane Bryant	08/30/2012	4,100	380	26	6.92%	Womens Clothes
I-9	Cinnabon	09/30/2012	646	120	15	20.83%	Food Services
J-9	Gymboree	09/30/2012	1,071	248	25	9.04%	Specialty Shop
G-24,25	Benetton	10/03/2012	1,659	460	58	12.54%	Unisex
B-3	The Weathervane	12/31/2012	3,290	360	43	11.81%	Home Furnishings
B-1	Wentworth Gallery	12/31/2012	1,260	410	33	8.15%	Gifts/Novelty/Book
D-7	Bass	01/30/2013	1,120	320	28	8.86%	Shoes
J-12	Golden Scissors	01/31/2013	1,801	751	73	9.71%	Specialty Shop
J-2	Gordon's Jewelers	01/31/2013	1,205	648	82	12.62%	Jewelry
D-1	Magic Pan Restaurant	01/31/2013	4,060	270	17	18.70%	Food Services
I-7	Baines Deli	05/01/2013	1,323	325	10	8.72%	Food Services
J-13	Petite Sophisticates	09/30/2013	1,975	271	33	8.25%	Womens Clothes
J-16B	Moneysworth & Best	01/31/2014	287	180	10	11.82%	Accessories
H-5	Sbarro's	06/30/2014	2,392	420	17	6.51%	Food Services

Lease Expiration Report

Ocean County Mall

PlanData

Comments: Comments

Store	Tenant	Lease Expiration	GLA	Current Sales /SF	Total Rent /SF	Occupancy Cost %	Merchandising Category
I-8	Lady Foot Locker	09/30/2014	1,557	340	26	7.74%	Shoes
G-7	Things Remembered	12/31/2014	1,061	164	56	34.48%	Gifts/Novelty/Book
			45,916	403	40	9.80%	
2015-2017							
G-22	Disney	01/31/2015	3,336	340	26	7.74%	Specialty Shop
E-10	American Vision Center	03/31/2015	1,675	430	29	6.83%	Specialty Shop
G-18	Talbots	03/31/2015	5,774	360	27	7.59%	Womens Clothes
E-13	Houlihan's Restaurant	06/30/2015	8,652	260	10	15.64%	Food Services
D-15	Florsheim	08/30/2015	1,558	460	56	12.10%	Shoes
G-6	Waldenbooks	08/31/2015	3,393	194	34	27.65%	Gifts/Novelty/Book
B-8	Brooks Brothers	09/15/2015	10,765	360	25	7.03%	Mens Clothes
G-8A	The Body Shop	11/30/2015	5,750	330	26	7.97%	Specialty Shop
G-20	The Footlocker	12/31/2015	2,384	385	35	9.09%	Shoes
G-5	B.Dalton Bookseller	01/30/2016	4,599	101	17	26.62%	Gifts/Novelty/Book
D-10	Mothers Work	02/28/2016	860	280	26	9.40%	Gifts/Novelty/Book
C-4	Jean Madeline	03/31/2016	1,255	390	28	7.27%	Accessories
B-13	Ann Taylor	06/30/2016	2,895	365	25	6.93%	Womens Clothes
B-7	Brookstone	09/30/2016	3,665	379	45	11.96%	Specialty Shop
B-20	The Limited	01/30/2017	5,340	425	27	6.43%	Womens Clothes

Lease Expiration Report

Ocean County Mall

PlanData

Comments: Comments

Store	Tenant	Lease Expiration	GLA	Current Sales /SF	Total Rent /SF	Occupancy Cost %	Merchandising Category
I-3	General Nutrition	03/31/2017	1,523	355	29	8.27%	Specialty Shop
			63,423	326	32	9.82%	
Post 2017							
G-21	Imaginarium	12/31/2018	3,158	360	25	7.03%	Womens Clothes
J-3	Journeys	12/31/2018	1,380	463	77	16.54%	Shoes
			4,538	391	41	10.45%	
	Report Total		254,978	315	30	9.43%	