

## How do I turn off a browser's pop-up blocker?

### Internet Explorer

1. Go up to the 'tools' option
2. You should see the pop-up blocker there
3. Select 'Turn Off Pop-Up Blocker' from the available options
4. You may also manually insert the website address in the 'Allowed Sites' section of Pop-Up Blocker Settings. You must enter into this section: [ispaceman.spacemanweb.com](http://ispaceman.spacemanweb.com)

### Safari

1. Go up to the 'edit' menu
2. Scroll down the tools menu and select 'Block Pop-Up Windows'

### Chrome

1. Go up to the 'Customize and Control Google Chrome' menu
2. Scroll down the tools menu and select 'Settings'
3. Within Settings, select Show advanced settings...
4. Under Privacy, Select content Settings
5. Go to Pop-ups section
6. Ensure that the 'Allow all sites to show pop-ups' is checked.
7. You may also manually insert the website addresses to be allowed.
8. Select 'Do not allow any site to show pop-ups (recommended) and then select the 'Manage exceptions...' button. Select 'Add' and enter into this section: [ispaceman.spacemanweb.com](http://ispaceman.spacemanweb.com) to be allowed as well as [Plandata.com](http://Plandata.com)

### Firefox by Mozilla any version

1. Go up to the 'tools' menu
2. Then scroll down the tools menu and select 'options'
3. Within the options section, go to 'Web Features' for older Firefox browsers or 'Content' for newer versions of Firefox
4. There you should see a checkbox named 'Block Popup Windows'
5. Make sure the box is UN-checked
6. You may also manually insert the website addresses in the 'Allowed Sites' section to the right of the 'Block Popup Windows' line in exceptions. You must enter into this section: [ispaceman.spacemanweb.com](http://ispaceman.spacemanweb.com)

How do I turn off a pop-up blocker from a taskbar, such as Google or Yahoo?

#### Google Taskbar

1. With a Google taskbar there is an actual button that has a number and the term 'blocked' underneath the number.
2. Click this button and you will see the text on the button change to 'Pop-Ups OK'.

#### Yahoo Taskbar

1. With a Yahoo browser or taskbar you must go to 'Yahoo Settings'.
2. There you should be able to locate the pop-up blocker options.
3. Disable pop-up blocker.

#### MSN taskbar

1. With a MSN browser or taskbar you must go to 'MSN Settings'.
2. There you should be able to locate the pop-up blocker options.
3. Disable pop-up blocker.

## Internet Explorer 10 Compatibility Mode

Some versions of Internet Explorer may require the browser be set to compatibility mode for the browser to work correctly with all of iFloorPlan's features. **Internet Explorer 10** on **Windows 7** or **Windows 8** requires that the compatibility mode be set.

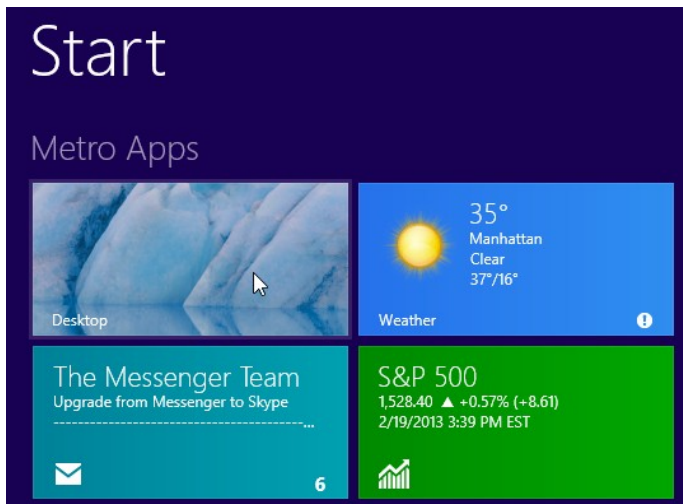
### Internet Explorer 10

By default **Internet Explorer 10** in **Windows 8** does not run in compatibility mode. This is easily tested by logging into **iFloorPlan** and selecting a **new Building/Project**. If the compatibility mode is not enabled, iFloorPlan will not update to the new Building/Project.

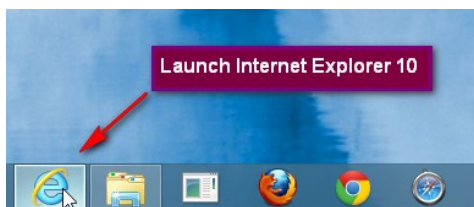
To enable the compatibility mode for **Internet Explorer 10**, follow these steps:

**Windows 7 users start at step 2.**

1. **Windows 8 only** - From the **Windows 8** start screen select the **Desktop**.

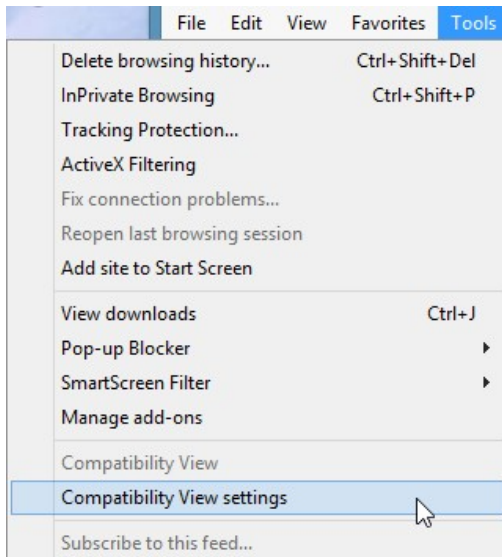


2. From the **Desktop** launch **Internet Explorer 10**.



3. Press the **Alt** key on your keyboard to bring up the top menu.

4. Go to **Tools | Compatibility View** settings



5. Either

- Add **iSpaceMan.SpaceManWeb.com** and **SpaceManWeb.com** to the **Compatibility View** websites
- OR
- Select **Display all websites in Compatibility View**

